

Bumble-bee

Cross stitch chart




Design size: 75 x 75 stitches

- Aida 14 count; use 2 or 3 strands of thread for cross stitch;
- 6 inch width x 6 inch height (15 cm W x 15 cm H);
- 17 colors DMC.

Don't forget to add 6-7 cm on all sides to be able to easily fix the canvas and later to be able to frame it.

Bumble-bee



Bumble-bee
Instructions

Print your pattern. We like to use a pen to mark all the completed stitches.

Split your floss: embroidery floss is usually sold in skeins with 6 strands that you can easily split. If you stitch on Aida 14 count fabric, you will get the most beautiful result when using 2 or 3 strands of floss. Start in the middle of your fabric: when you start cross stitching in the centre of your fabric you ensure you have plenty of room for your pattern.

Embroidery floss tends to get twisted as you stitch. Every once in a while, let your needle hang freely to let the thread unwind.


















Aim for an even tension on your stitches. Don't pull too hard as they will warp the fabric, and don't leave them to loose so they will look sloppy. The stitches should lie flat against the fabric without pulling against it.

On the backside of your project, avoid making long jumps because they might show through the openings on the front.

Be consistent in your stitching, so the first line of your cross always leaning in the same way: „////” or „\\\\\\”.

When you are finished embroidering, iron the back of your work with steam. Cut off any excess fabric. You can frame it, fix it in an embroidery ring or use as application.

Floss list for crosses:

N	Symbol	Number	Name	Stitches
1	●	 DMC 762	Pearl Gray - Very Light	657
2	◇	 DMC BLANK	White	322
3	■	 DMC 3371	Black Brown	314
4	☾	 DMC 415	Pearl Gray	215
5	✱	 DMC 927	Gray Green - Light	91
6	☆	 DMC 726	Topaz - Light	76
7	○	 DMC 898	Coffee Brown - Very Dark	72
8	◦	 DMC 611	Drab Brown	60
9	⌘	 DMC 976	Golden Brown - Medium	59
10	<	 DMC 434	Brown - Light	57
11	∩	 DMC 3823	Yellow - Ultra Pale	54
12	♡	 DMC 524	Fern Green - Very Light	51
13	▽	 DMC 413	Pewter Gray - Dark	48
14	⌚	 DMC 500	Blue Green - Very Dark	48
15	↙	 DMC 3013	Khaki Green - Light	47
16	∩	 DMC 3042	Antique Violet - Light	44
17	✕	 DMC 972	Canary - Deep	41